

PORTE CONTEMPORARY-CLASSIC

PORTE PRESTIGE


CONTRACT

SUITE









CHI SIAMO

Romagnoli Porte opera nel settore del legno da quasi 40 anni: un lungo percorso di crescita incentrato sulla sperimentazione di nuove soluzioni per le finiture di interni e su una salda politica di rispetto ambientale.

Ricerca estetica e sensibilità ecologica viaggiano di pari passo.

La bellezza naturale del legno massello e le particolari tecniche di lavorazione creano uno stile inconfondibile: pezzi unici ed esclusivi, emblemi di concetti creativi ed innovativi.

Dagli impianti autoalimentati utilizzando materiali di scarto, alle linee di produzione ottimizzate per ridurre al minimo i rischi di inquinamento interno ed esterno: tutto il sistema produttivo aziendale è strutturato in modo da garantire il massimo rispetto per l'ambiente.

Del resto, proporre sempre il massimo è il modo migliore per conquistare la fiducia di un pubblico ambizioso ed esigente.

ABOUT US

Romagnoli Porte has been in the wood business for almost 40 years: it has been a long experience of growth for the company, focusing on experimenting with new furnishing solutions and based on a solid environmentally-friendly policy.

Styling research and eco-awareness travel hand in hand in our eyes. The natural beauty of solid wood and the special working techniques we implement make for an unmistakable style: unique and exclusive products, which are emblematic of creative and innovative concepts.

From the self-powered plants which use waste materials as fuel, to the optimised production lines to minimise the risk of internal and external pollution: the company's entire production system is structured so as to ensure the utmost respect of our environment. Besides, always offering the best is the best way to gain the loyalty of an ambitious and demanding clientèle.


100%
MADE IN ITALY

Certificati

La Romagnoli ha sempre puntato alla qualità applicata al design tipico del made in Italy, proprio per questo motivo è dal 1998 che i suoi processi produttivi ed organizzativi sono certificati ISO 9001.

Ecco perché la Romagnoli firma a fuoco i suoi prodotti.

Firmare un prodotto non vuol dire solo imprimere un marchio per renderlo riconoscibile, ma significa assumersi la responsabilità di quello che il cliente sta acquistando e creare un Brand che sia sinonimo di qualità, affidabilità e prestigio.

Certificates

Romagnoli has always aimed for top quality applied to the typical designs of products entirely made in Italy; for this reason its production and organisational processes have been ISO 9001 certified since 1998.

This is why Romagnoli fire brands its products. Branding a product doesn't just mean imprinting a trademark on it to make it recognisable, but it also means taking responsibility for what the customer is purchasing and creating a Brand that stands for quality, reliability and prestige.

PORTE
TECNICHE



Romagnoli CONTRACT



TRAPUNTY / 06



BRIO / 10



RONDÒ / 14



FARAONE / 18



NOTRE DAME / 22



PASHA / 26



ROYAL LINE



SENSO / 30



LIGNUM / 32



NEW CLASSIC / 34



CATTIA / 38



STYLE LINE



DALIA / 40



FLY / 42



RASA / 44



BASIC LINE





TRAPUNTY

BRIO

RONDÒ

FARAONE

NOTREDAME

PASHA

SENSO

LIGNUM

NEWCLASSIC

CATIA

DALIA

FLY

FRASA

Porta Trapunty FL1TPT bianco RAL 9003, telaio complanare, pietre Swarovski, altezza 2400 mm.
Parquet New Classic PQNW Avorio Rinascimento

*Trapunty door FL1TPT white ral 9003, coplanar frame, Swarovski crystals, height 2400 mm.
Parquet New Classic PQNW, Rinascimento ivory*



TRAPUNTY



pag. 63

REI
30
60

Una collezione che esprime il design Italiano, applicato ad un prodotto. Il meglio dell'artigianalità della Romagnoli, con la possibilità per i clienti più esigenti di inserire nel trapuntato, vere gemme Swarovski. Modello brevettato.

A collection that expresses Italian design, applied to a product. The best of Romagnoli craftsmanship and the possibility for the most demanding customers to insert real Swarovski crystals in the padding. Patented model.



Maniglione Romagnoli Design (cod. REID0033)

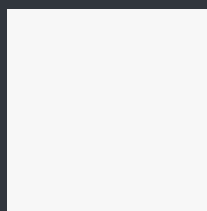
Handle Romagnoli Design (cod. REID0033)




FL1TPT

Finiture / Finishes


Colori di serie / Standard colours



Bianco RAL 9003
White RAL 9003



Avorio RAL 1013
Ivory RAL 1013



Colori RAL a richiesta (lucido, opaco)
RAL colours, on demand (glossy, matt)



BRIO

Porta Brio BR1B, cioccolato lucido, telaio complanare, altezza 2400 mm, coprifili 400 mm.
Parquet New Classic PQNW mix: terra, rovere sbiancato, wengè.

Brio door BR1B, glossy chocolate, coplanar frame, height 2400 mm, casing 400 mm.
Parquet New Classic PQNW in mix: terra, rovere sbiancato, wengè.



TRAPUNTY

BRIO

RONDÒ

FARAONE

NOTREDAME

PASHA

SENSO

LIGNUM


NEWCLASSIC

CATIA

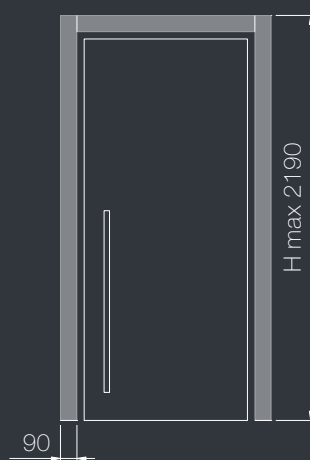
DALIA

FLY

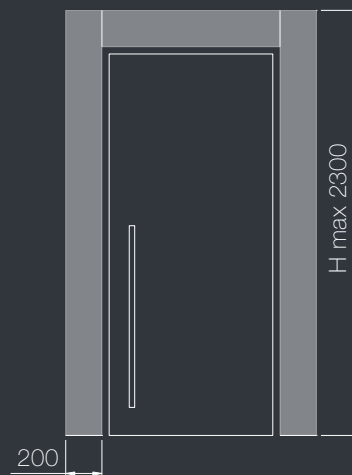
RASA



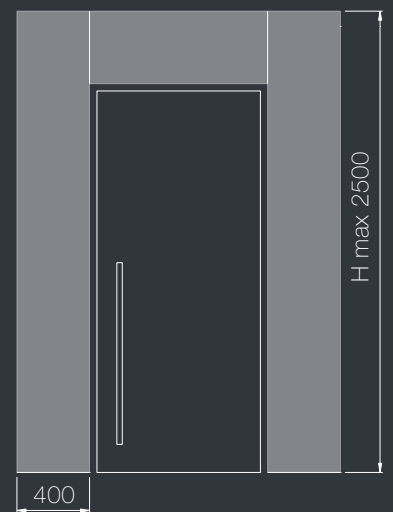
Mod. 75



Mod. 90



Mod. 200



Mod. 400



BRIO

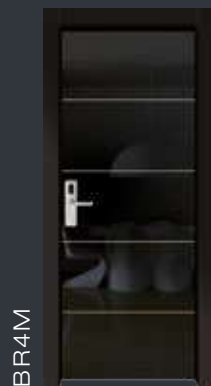


pag. 63

REI
30
60


Uno stile moderno semplice e lineare. La sua superficie lucida e le varie personalizzazioni sui coprifili, rendono questo prodotto adatto alle migliori strutture alberghiere. Modello brevettato.

A modern, simple, linear style. Its glossy surface and the various customizations of the width of the casings make this product well suited to the best hotel facilities. Patented model.




Finiture / Finishes


Colori di serie / Standard colours




Bianco lucido
Glossy white




Madre perla lucido
Glossy mother of pearl



Grigio lucido
Glossy grey



Nero lucido
Glossy black



Cioccolato lucido
Glossy chocolate

RONDÒ



Porta Rondò RD1B, bianco RAL 9003 / argento, telaio complanare, altezza 2400 mm.
Boiserie Rondò BSRCRD, bianco RAL 9003/argento.
Parquet New Classic PQNW, nero / PQGL nero glossy

Rondò door RD1B white ral 9003 / silver, coplanar frame, height 2400 mm.

Rondò panelling BSRCRD, white RAL 9003 / silver.

New classic parquet PQNW, black / PQGL glossy black.



TRAPUNTY

BRIO

RONDÒ

FARAONE

NOTREDAME

PASHA

SENSO

LIGNUM

NEWCLASSIC

CATIA

DALIA

FLY

RASA



RONDÒ



pag. 63

REI
30
60

Una collezione che rappresenta al meglio il concetto "di coordinato" Romagnoli. Nella collezione Rondò sono infatti disponibili con boiserie, parquet e maniglia personalizzata in abbinamento. Modello brevettato.

A collection that takes up on a concept of coordination that is increasingly employed at Romagnoli. For the Rondò collection are also available matching panelling, parquet flooring and handles. Patented model.



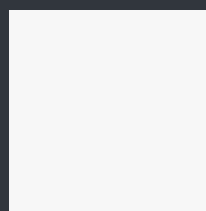
Maniglia Rondò Project
Handle Rondò Project




RD1B

Finiture / Finishes


Colori di serie / Standard colours




Bianco RAL 9003
White RAL 9003




Avorio RAL 1013
Ivory RAL 1013




Nero RAL 9005
Black RAL 9005




Rovere wengé
Wengè oak




Rovere nero
Black oak



Rovere bianco RAL 9003
White oak RAL 9003



Oro*
Gold*



Argento*
Silver*

* Solo pannello centrale
Only central panel



FARAONE





- TRAPUNTY
- BRIO
- RONDÒ
- FARAONE
- NOTREDAME
- PASHA
- SENSO
- LIGNUM
- NEW CLASSIC
- CATIA
- DALIA
- FLY
- FRASA

Porta Faraone BR1BFAR, bianco lucido, decoro argento, pelle alligatore bianco, telaio complanare, altezza 2400 mm.
 Boserie Faraone BSRCFAR, bianco lucido, decoro argento, pelle alligatore bianco.
 Parquet New Classic PQNW, avorio Rinascimento / tortora

Faraone door BR1BFAR, glossy white, silver decoration, alligator white leather, coplanar frame, height 2400 mm.
 Faraone panelling BSRCFAR, glossy white, silver decoratio, alligator white leather.
 New Classic parquet PQNW, Rinascimento ivory / dove grey.



FARAONE




pag. 63

REI
30
60

Faraone, una superficie lucida, accompagnata da cornici damascate a riquadrare un inserto in raffinata pelle di alligatore, caimano o struzzo, disponibile in diverse varianti, per un prodotto esclusivo. Modello brevettato.


Faraone, a glossy surface, accompanied by damask frames that set an insert in elegant alligator, caiman or ostrich leather, available in different versions for an exclusive product. Patented model.




BR1BFAR

Finiture / Finishes


Colori di serie / Standard colours




Bianco lucido
Glossy white




Madre perla lucido
Glossy mother of pearl




Nero lucido
Glossy black



Grigio lucido
Glossy grey




Argento lucido
Glossy silver




Oro lucido
Glossy gold

Decoro / Decoration



Oro
Gold




Argento
Silver



Bianco filo argento
White with silver thread



Madre perla filo oro
Mother of pearl with gold thread



Nero filo oro
Black with gold thread

Pelle / Leather



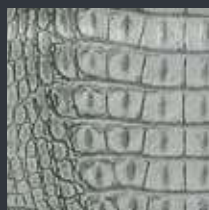
Alligatore
43979 avorio
43979 ivory



Alligatore
44304 cerbiatto
44304 fawn



Alligatore
44316 marrone
44316 brown



Alligatore
419101 argento
419101 silver




Alligatore
49103 oro
49103 gold



Alligatore
41901 cognac
41901 cognac



Caimano
2803 marrone
2803 brown




Caimano
2809 bianco
2809 white




Caimano
2808 nero
2808 black



Struzzo
77996 bianco
77996 white



Struzzo
77995 beige
77995 beige



Struzzo
77991 nero
77991 black

TRAPUNTY

BRIO

RONDÒ

FARAONE

NOTREDAME

PASHA

SENSO

LIGNUM

NEWCLASSIC

CATIA

DALIA

FLY

RASA

NOTRE DAME



Porta Notre Dame NW1BNDM, noce patinato, inserti oro su anta, rosone oro, coprifili Impero con torciglione oro, altezza 2400 mm.
Boiserie Notre Dame BSC000NTD, noce patinato con inserti oro.
Parquet New Classic PQNW, gessato noce antico, angolare e bordatura Notre Dame.
Notre Dame door NW1BNDM, coated walnut, gold inserts on leaf, gold rosette, Impero casing with gold rope, height 2400 mm.
Notre Dame panelling BSC000NTD, coated walnut with gold inserts.
New classic parquet PQNW, pinstripe antique walnut, Notre Dame on corner/side.



TRAPUNTY

BRIO

RONDO

FABACNE

NOTREDAME

PASHA

SENSO

LIGNUM

NEWCLASSIC

CATIA

DALIA

FLY

RASA



NOTRE DAME



pag. 63

REI
30
60

La massima espressione dello stile classico. Una porta che propone dettagli unici, con decori nell'anta che ne esaltano le forme, un rosone prodotto con tecnica artigianale per rendere ogni prodotto unico ed inimitabile. Modello brevettato.


The utmost expression of classic style. A door that features unique details with decorations that enhance the forms of its leaf, a rosette crafted using a particular technique to make each product unique and inimitable. Patented model.



Angolare e bordura Notre Dame. Parquet interno ed esterno Pashà Oro.
 Notre Dame corner / side. Parquet Gold Pashà.



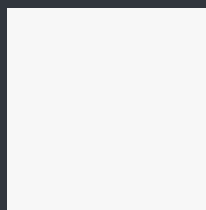
Modulo boiserie
 Notre Dame
 Module boiserie
 Notre Dame




NW1BNDM

Finiture / Finishes


Colori di serie / Standard colours




Bianco RAL 9003
 White RAL 9003




Avorio RAL 1013
 Ivory RAL 1013



Nero RAL 9005
 Black RAL 9005



Avorio patinato
 Coated Ivory



Noce patinato
 Coated Walnut



PASHÀ



Porta Pashà Ceramic SH1BCER, bronzo,
inserto ceramic greca bronzo, altezza 2400 mm.
Parquet New Classic PQNW, nero.

Pashà Ceramic door SH1BCER, black oak / bronze,
bronze ceramic greca, height 2400 mm.
New Classic parquet PQNW, black.



TRAPUNTY

BRIO

RONDÒ

FARAONE

NOTREDAME

PASHÀ

SENSO

LIGNUM


NEWCLASSIC

CATIA

DALIA

FLY

RASA



SHICER finitura bronzo (Greca).
SHICER bronze (Greca).



PASHÀ



pag. 63

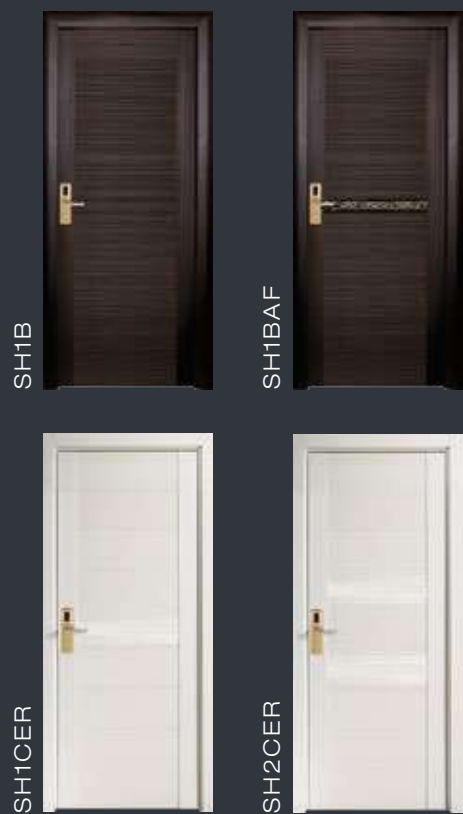
REI
30
60

Una porta che esalta la sua personalità riportando nella parte centrale un importante decoro, prodotto e brevettato dalla Romagnoli. Questa collezione può essere fornita in diverse finiture e personalizzazioni. Modello brevettato.

A door that intensifies its character by featuring an impressive central decoration, produced and patented by Romagnoli. This collection can be supplied in various finishes and customizations. Patented model.

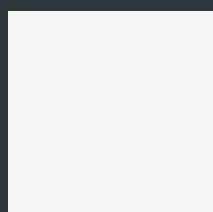


SH1BAF finitura argento (Medusa).
SH1BAF silver (Medusa).




Finiture / Finishes


Legno / Wood




Bianco RAL 9003
White RAL 9003




Avorio RAL 1013
Ivory RAL 1013




Pashà avorio
Ivory Pashà



Rovere wengè
Wengè oak




Rovere nero
Black oak




Platino*
Platinum*



Argento*
Silver*




Oro*
Gold*




Bronzo*
Bronze*

* Solo pannello centrale
Only central panel

Finiture Coprifili
Architraves finishes



Platino
Platinum



Argento
Silver



Oro
Gold



Bronzo
Bronze



SENSO



pag. 63

REI
30
60

Una collezione semplice e contemporanea, che esalta la sua struttura con una particolare lavorazione, creando giochi di luce e ombre. Modello brevettato.


A simple, contemporary collection that enhances its structure with a particular craft process, creating a play of light and shadows. Patented model.






Porta Senso Desirè DS1BOINS, bianco RAL 9003.
Parquet New Classic PQNW, avorio Rinascimento.

Senso Desirè door DS1BOINS, white RAL 9003.
New Classic parquet PQNW, Rinascimento ivory.




Finiture / Finishes


Legno / Wood



Bianco RAL 9003
White RAL 9003



Avorio RAL 1013
Ivory RAL 1013



Colori RAL a richiesta (lucido, opaco)
RAL colours, on demand (glossy, matt)

TRAPUNTY

BRIO

RONDÒ

FARAONE

NOTREDAME

PASHA

SENSO

LIGNUM

NEWCLASSIC

CATIA

DALIA

FLY

FRASA



LIGNUM



pag. 63

REI
30
60

Una collezione molto lineare, che dona però una sensazione tattile a chi ha il piacere di vedere questa porta da vicino. Il pannello centrale riporta una lavorazione "pitone" brevettata su base legno.

A very linear collection that nonetheless provides a sensation that is also tactile for those who have the pleasure of seeing this door up close. The central panel features craftsmanship in python skin woven on a wood base.






Finiture / Finishes

Legno / Wood

Porta Lignum Nobile LG1BNOB, rovere grigio antracite, telaio complanare, altezza 2400 mm. Parquet New Classic PQNW, wengè.


Lignum Nobile door LG1BNOB, anthracite grey oak, coplanar frame, height 2400 mm. New Classic parquet PQNW, wengè.




Rovere bianco
RAL 9003
White oak RAL 9003



Rovere tortora
Dove grey oak




Rovere noce
Walnut oak




Rovere nocino
Nocino oak



Rovere grigio
antracite
Anthracite grey oak



Rovere Wengè
Wengè oak



Rovere moro
Black oak

TRAPUNTY

BRIO

RONDÒ

FARAONE

NOTREDAME

PASHA

SENSO

LIGNUM

NEWCLASSIC

CATIA

DALIA

FLY

RASA

NEW CLASSIC

NW2B

5



Porta New Classic NW2B, rovere castagno, coprifili barocco.
Parquet New Classic PQNW, rovere castagno.

*New Classic door NW2B, chestnut oak, baroque casing.
New Classic parquet PQNW, chestnut oak.*



2034

TRAPUNTY

BRIO

RONDÒ

FARAONE

NOTREDAME

PASHA

SENSO

LIGNUM

NEWCLASSIC

CATIA

DALIA

FLY

RASA




Finiture / Finishes


Legno / Wood



Noce scuro
Dark walnut




Noce medio
Medium walnut




Noce chiaro
Light walnut




Ciliegio
Cherry




Rovere castagno
Chestnut oak



Rovere noce
Walnut oak



Bianco RAL 9003
White RAL 9003




Avorio RAL 1013
Ivory RAL 1013




Avorio Rinascimento
Rinascimento ivory



Avorio patinato
Noce patinato
Coated Ivory
Coated Walnut



Nero patinato
Coated black



Rovere Decapè
Decapè oak



NEW CLASSIC



pag. 63

REI
30
60

Una collezione di porte classiche e intramontabili. Disponibili in diverse finiture e stili.

A collection of classic, timeless doors. Available in different finishes and styles.



TRAPUNTY

BRIO

RONDÒ

FARAONE

NOTREDAME

PASHA

SENSO

LIGNUM

NEWCLASSIC

CATIA

DALIA

FLY

RASA



CATIA



pag. 63

REI
30
60

Una stupenda collezione classica, che esalta le sue forme con delle cornici applicate artigianalmente, e con dei fili oro per uno stile semplice ma non così scontato. Modello brevettato.

A stunning classic collection that enhances its forms with handcrafted frames and comes with gold thread for a simple, but never banal style.





CT1B



CT2B



CT3B



CT3BL




CT4B

Finiture / Finishes


Legno / Wood

Porta Catia CT2B, noce medio, coprifili barocco con torciglione oro. Parquet New Classic PQNW, gessato noce antico.

Catia door CT2B, medium walnut, baroque casing with gold rope. New Classic parquet PQNW, pinstype antique walnut.




Bianco RAL 9003
White RAL 9003




Avorio RAL 1013
Ivory RAL 1013



Noce scuro
Dark walnut



Noce medio
Medium walnut



Noce chiaro
Light walnut

TRAPUNTY

BRIO

RONDÒ

FARAONE

NOTREDAME

PASHA

SENSO

LIGNUM

NEWCLASSIC

CATIA

DALIA

FLY

RASA



DALIA



pag. 63

REI
30
60


La Romagnoli con la collezione Dalia vuole rispondere anche a quei clienti che non richiedono prodotti particolarmente eccentrici. Le sue finiture e le linee delicati la rendono un prodotto che si sposa con ogni ambiente.

With the Dalia collection, Romagnoli desire to also meet the needs of those clients who do not require particularly eccentric products. Its finishes and delicate lines make it a product that suits any environment.




Finiture / Finishes


Colori di serie / Standard colours



Bianco RAL 9003
White RAL 9003



Avorio RAL 1013
Ivory RAL 1013



Colori RAL a richiesta (lucido, opaco)
RAL colours, on demand (glossy, matt)



FLY



pag. 63

REI
30
60


Fly è la collezione moderna, semplice e lineare, che riporta un decoroso centrale, personalizzabile dal cliente secondo le sue esigenze. Modello brevettato.

Fly is the modern, simple, linear collection that features a central decoration that clients can customise according to their needs.




Finiture / Finishes


Colori di serie / Standard colours



Bianco RAL 9003
White RAL 9003



Avorio RAL 1013
Ivory RAL 1013



Colori RAL a richiesta (lucido, opaco)
RAL colours, on demand (glossy, matt)

- TRAPUNTY
- BRIO
- RONDÒ
- FARAONE
- NOTREDAME
- PASHA
- SENSO
- LIGNUM
- NEWCLASSIC
- CATIA
- DALIA
- FLY
- RASA



RASA



pag. 63

REI
30
60

Una collezione moderna, arricchita da inserti metallici, disponibile con diverse varianti.

A modern collection, with addition of metal inserts, available in various versions.



TRAPUNTY

BRIO

RONDÒ

FARAONE

NOTREDAME

PASHA

SENSO

LIGNUM

NEWCLASSIC

CATIA

DALIA

FLY

RASA

Finiture / Finishes


Legno / Wood




Rovere bianco
RAL 9003
White oak RAL 9003




Rovere sbiancato
Whitened oak



Rovere grigio antracite
Anthracite grey oak



Rovere wengé
Wengé oak



Rovere naturale
Natural oak



Rovere gessato grigio
Pinstripe grey oak


PARQUET

Finiture / Finishes


Legno / Wood

Sono disponibili altre finiture e collezioni per il rivestimento ad uso domestico. Visitate il nostro sito o richiedete il catalogo di riferimento.


There are other finishes and collections for the coating to domestic use. Visit our website or request a catalog reference.



Rovere bianco
White oak



Rovere tortora
Dove oak



Avorio Rinascimento
Rinascimento ivory



Rovere decapè
Decapè natural oak




Rovere sbiancato
Whitened Oak



Rovere naturale
Natural oak



Gessato Grigio
Grey pinstripe



Gessato grigio decapè bianco
Pinstripe grey white decapè




Rovere noce
Oak walnut



Gessato noce antico
Pinstripe antique walnut



Rovere castagno antico
Old oak chestnut



Wengè
Wengè



Terra
Earth



Terra decapè bianco
White earth decapè



Grigio Antracite
Anthracite Grey



Rovere nero
Black oak



Palissandro
Rosewood




Finitura gloss
Gloss finish

Tutte le finiture della collezione New Classic sono disponibili in versione lucida 90 Gloss.

All finishes of New Classic collection are available in Glossy finish.

Collezioni / Collection



Tranchè



Graffiti



Raffaello Hopera



Raffaello Fiore



Pitone

Disponibile in tutte le finiture della collezione New Classic. / Disponibile in tutte le finiture della collezione New Classic.

BOISERIE



Boiserie classiche
Classic Panelling



Dalia




New Classic



Catia



Trapunty



Faraone

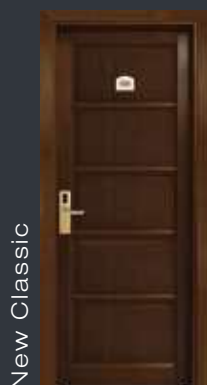



Notre Dame




Rondò

Boiserie eclettiche
Eclectic Panelling



New Classic



Rasa



Pashà



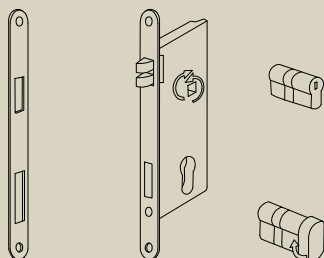
Lignum

Caratteristiche tecniche / Technical details

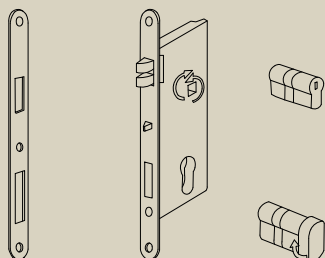


1. Ferramenta e accessori / Hardware and accessories
2. Chiudiporta / Closers
3. Coprifili / Architraves
4. Cimase / Capitals

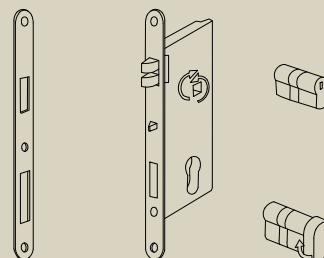
1. Ferramenta e accessori / Hardware and accessories



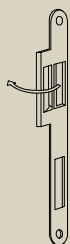
Serratura senza antieffrazione
Lock without anti-lock picking system



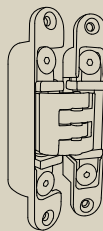
Serratura con antieffrazione
Lock with anti-lock-picking system



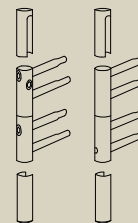
Serratura Yale antipanico
Yale anti-panic lock



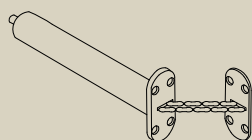
Piastrino elettrico
Electrical plate



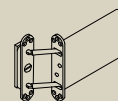
Kubic hinge



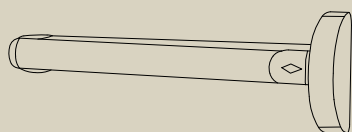
Cerniera anuba
Anuba hinge



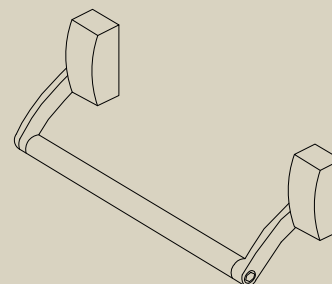
Chiudiporta a molla
Spring door closing



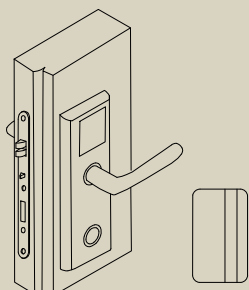
Chiudiporta a scomparsa
Sliding door closing



Push bar



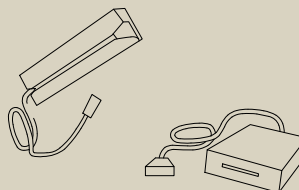
Maniglione a leva
Lever bar



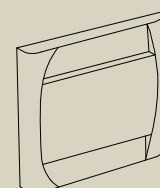
Serratura Basic Proximity
Basic Proximity Lock



Software

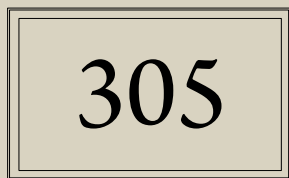


Encoder card



Safe energy

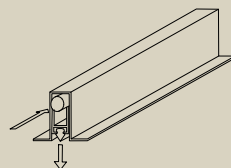
1. Ferramenta e accessori / Hardware and accessories




Targa porta rettangolare
Rectangular door plate



Targa porta ovale
Oval door plate



Lama tagliafreddo
Draught excluder




Occhio magico
Peep hole



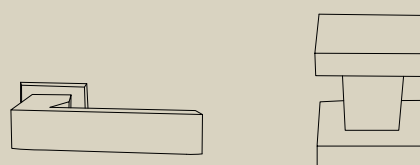
Maniglia tonda, pomolo piatto. Cod. R200
Round knob handle plate. Cod. R200



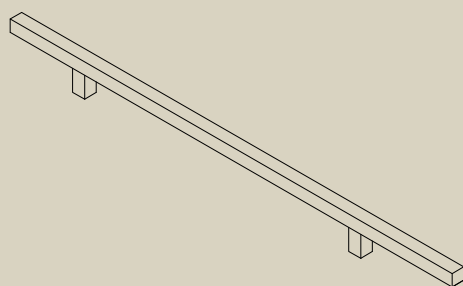
Maniglia tonda, pomolo tondo. Cod. R201
Round handle and round knob. Cod. R201



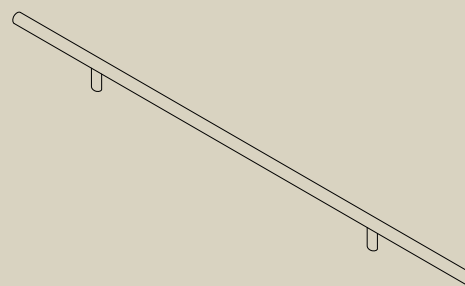
Maniglia su placca tonda. Cod. R203
Round handle on plate. Cod. R203



Maniglia e pomolo cubo. Cod. R204
Cube handle and cube knob. Cod. R204

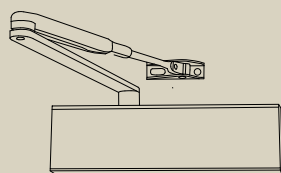


Maniglione squadrato. L 500 / 850 / 1900 / 2390. Cod. R205
Squared handle bar. L 500 / 850 / 1900 / 2390. Cod. R205

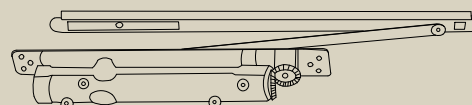


Maniglione tondo. L 500 / 850 / 1900 / 2390. Cod. R206
Pipe handle bar. L 500 / 850 / 1900 / 2390. Cod. R206

2. Chiudiporta / Closers

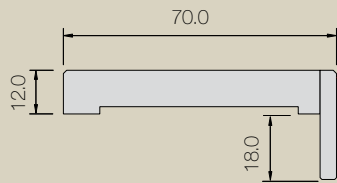


Chiudiporta a "V"
"V" closers

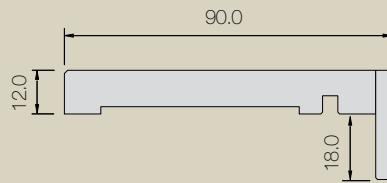


Chiudiporta superiore a scomparsa
Invisible closer

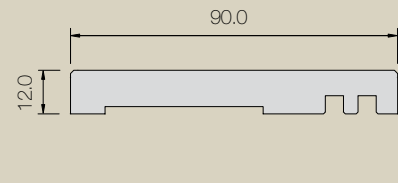
3. Coprifili / Architrave



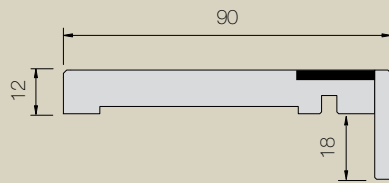
Piatto / Flat
Cod. MPT



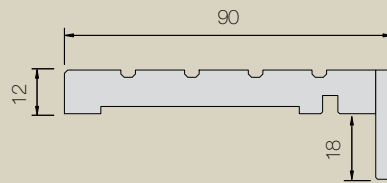
Piatto 90 / Flat 90
Cod. MPT90



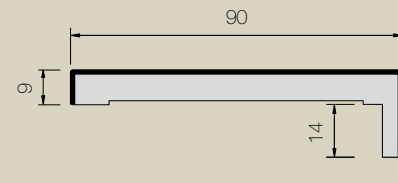
Piatto 90 filo telaio / Flat for square architraves
Cod. MPTTEFI



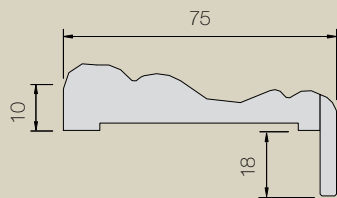
Piatto 90 con intarsio / Flat with inlay
Cod. MPT90INT



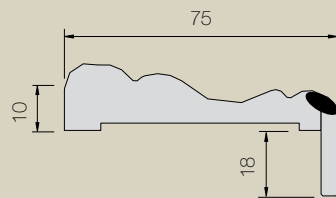
Piatto 90 rigato / Flat striped
Cod. MPR90RIG



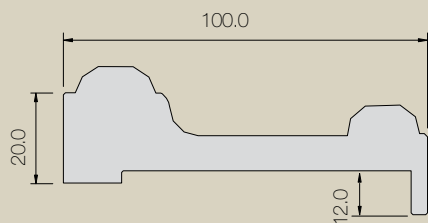
Piatto 90 lucido / Glossy flat
Cod. MPT90LUC



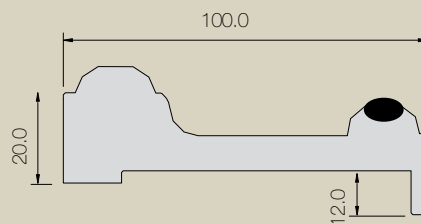
Barocco / Baroque
Cod. MBR



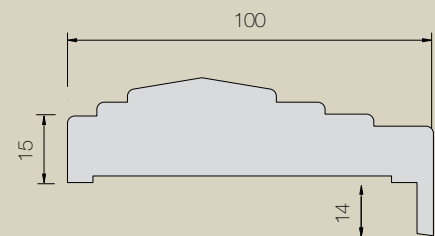
Barocco con intarsio / Baroque with inlay
Cod. MBARI



Impero
Cod. IMP

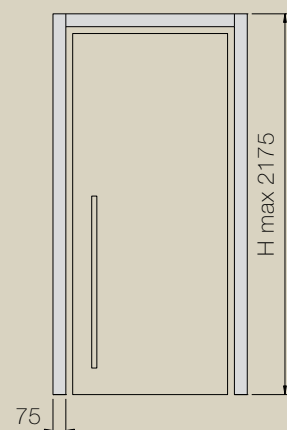


Impero con intarsio / Impero with inlay
Cod. IMP/T

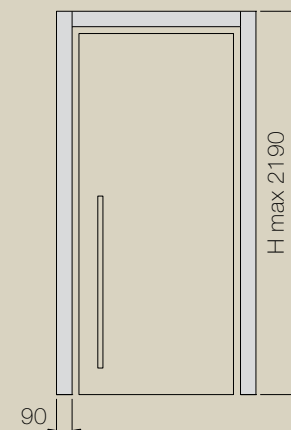


Tiffany
Cod. MTFF

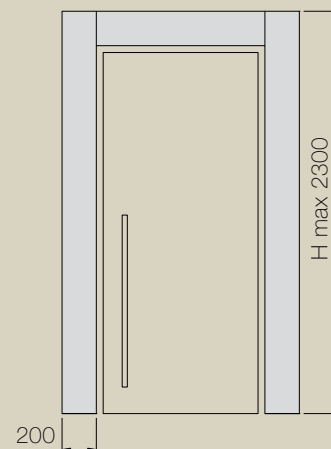
Coprifili Brio Filo Lux / Architrave Brio Filo Lux



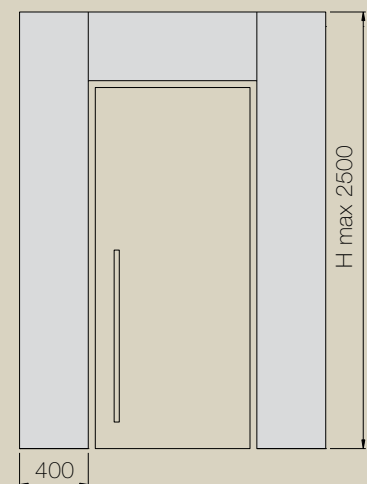
Mod. 75



Mod. 90




Mod. 200




Mod. 400


4. Cimase / Capitels



Cimasa Barocco / *Ciamasa Barocco*
Cod. CMBAR000



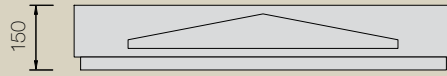
Cimasa Impero / *Ciamasa Impero*
Cod. CMIMP000



Cimasa Moderna / *Ciamasa Moderna*
Cod. CMMOD000



Cimasa Tiffany / *Ciamasa Tiffany*
Cod. CMTFF000



Cimasa Acropoli / *Ciamasa Acropoli*
Cod. CMACP000




Cimasa Hopera / *Ciamasa Hopera*
Cod. CMHOP000

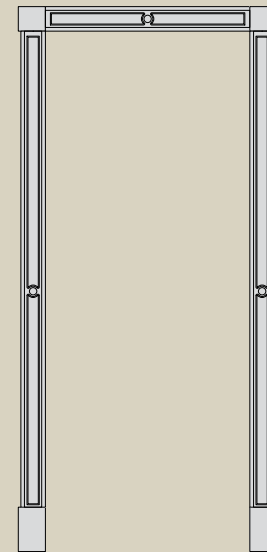
5. Portali / Architraves




Royal




Atene




Conte



Acropoli

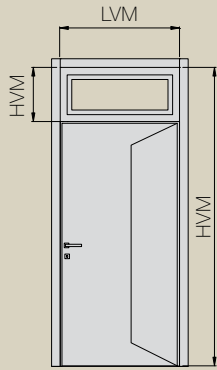


Impero

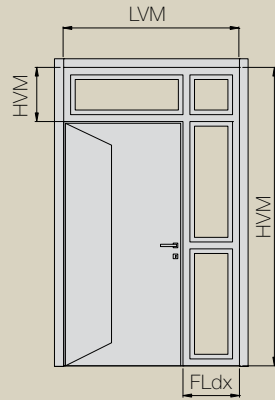


Tiffany

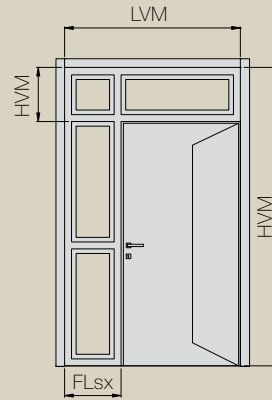
6. Sopraluce-Fiancoluce / Overlight-Sidelight



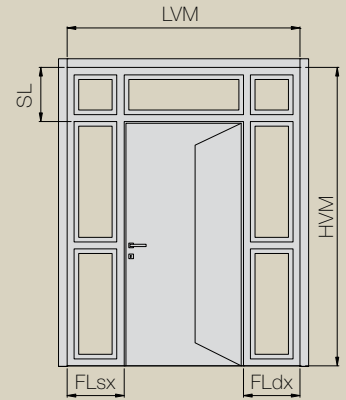
Cod. 1PSL



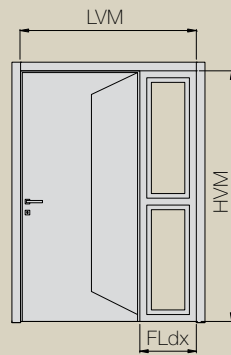
Cod. 1PSL1FLDX



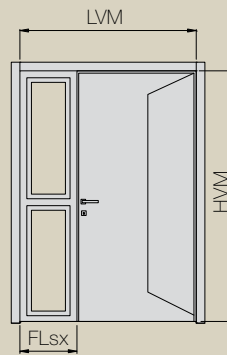
Cod. 1PSL1FLSX



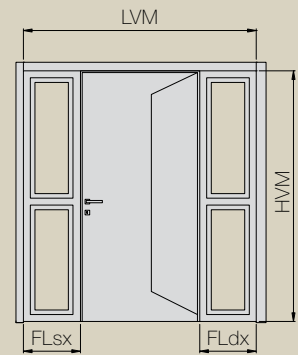
Cod. 1PSL2FL



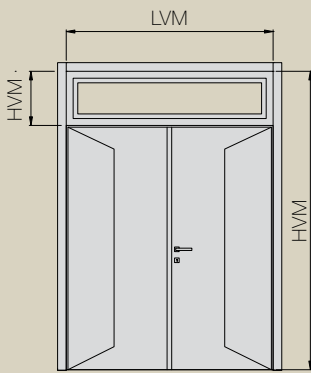
Cod. 1PFLDX



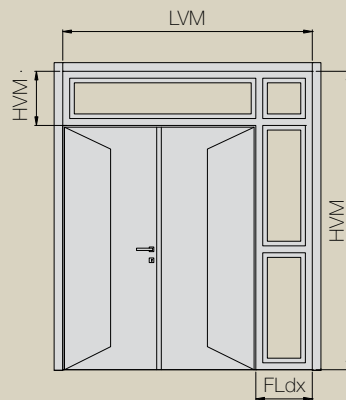
Cod. 1PFLSX



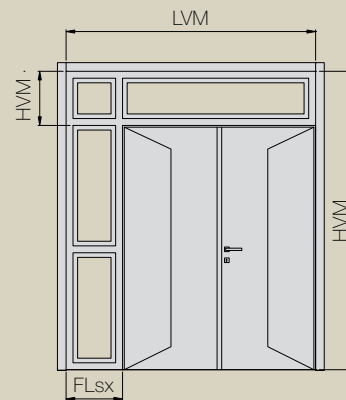
Cod. 1P2FL



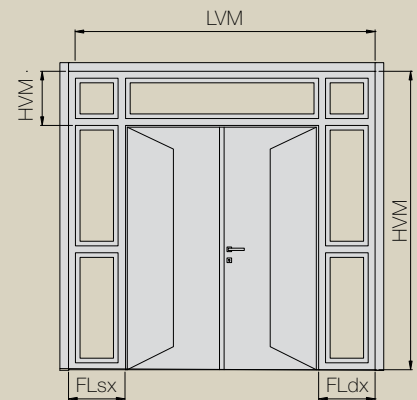
Cod. 2PSL



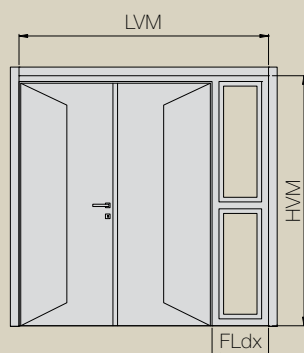
Cod. 2PSL1FLDX



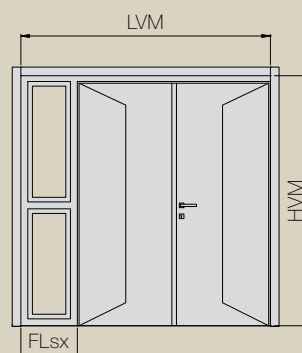
Cod. 2PSL1FLSX



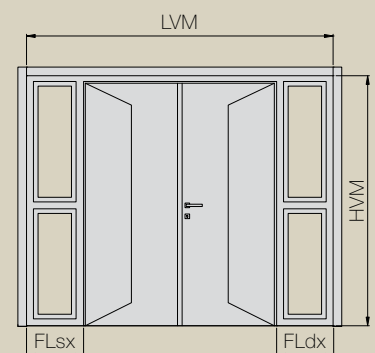
Cod. 2PSL2FL



Cod. 2PFLDX

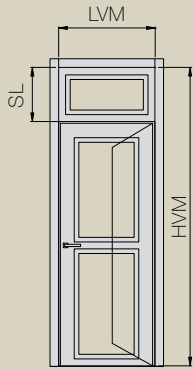


Cod. 2PFLSX

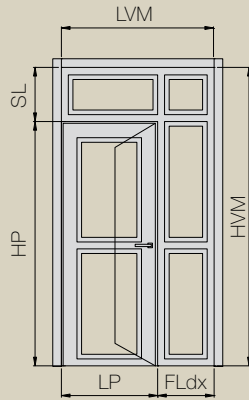


Cod. 2P2FL

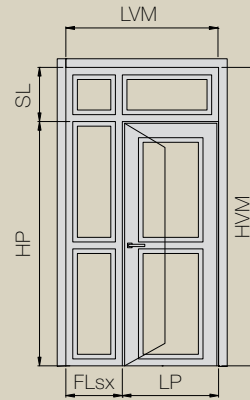
7. Porte compartimento con soluzioni vetro / Compartment doors with glass



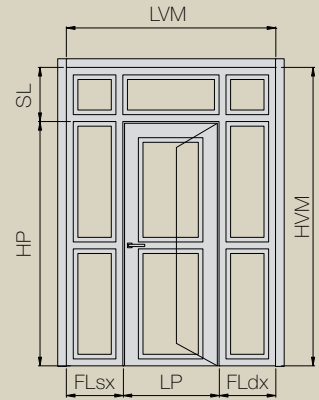
Cod. 1PVSL



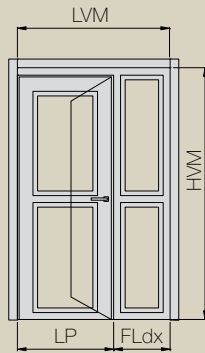
Cod. 1PVSL1FLDX



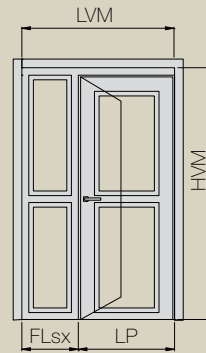
Cod. 1PVSL1FLSX



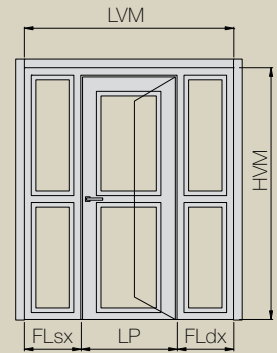
Cod. 1PVSL2FL



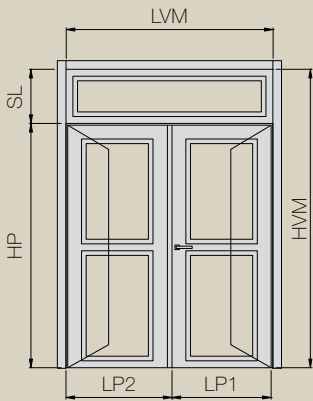
Cod. 1PVFLDX



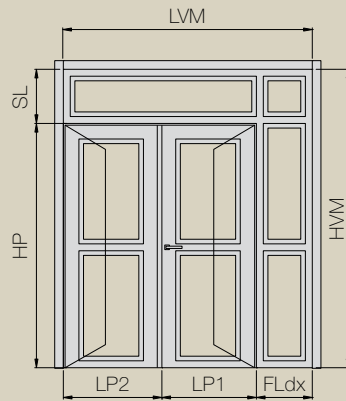
Cod. 1PVFLSX



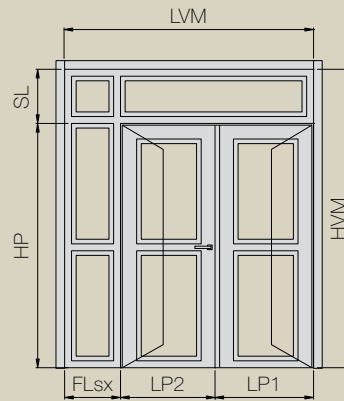
Cod. 1PV2FL



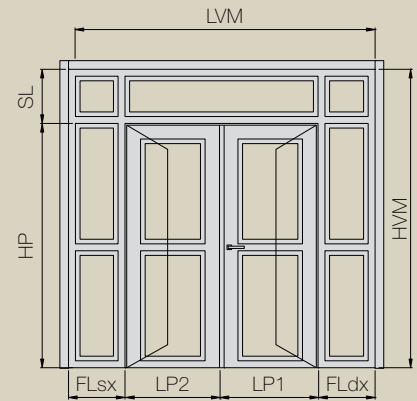
Cod. 2PVSL



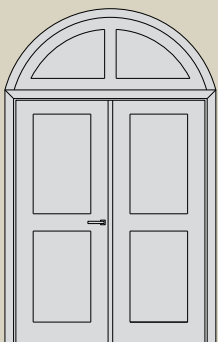
Cod. 2PVSL1FLDX



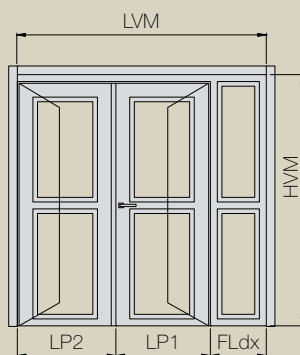
Cod. 2PVSL1FLSX



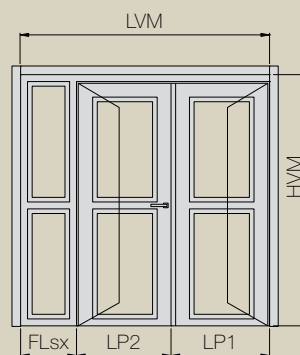
Cod. 2PVSL2FL



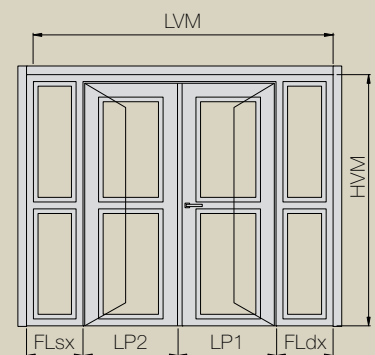
Strutture a richiesta
Custom made



Cod. 2PVFLDX

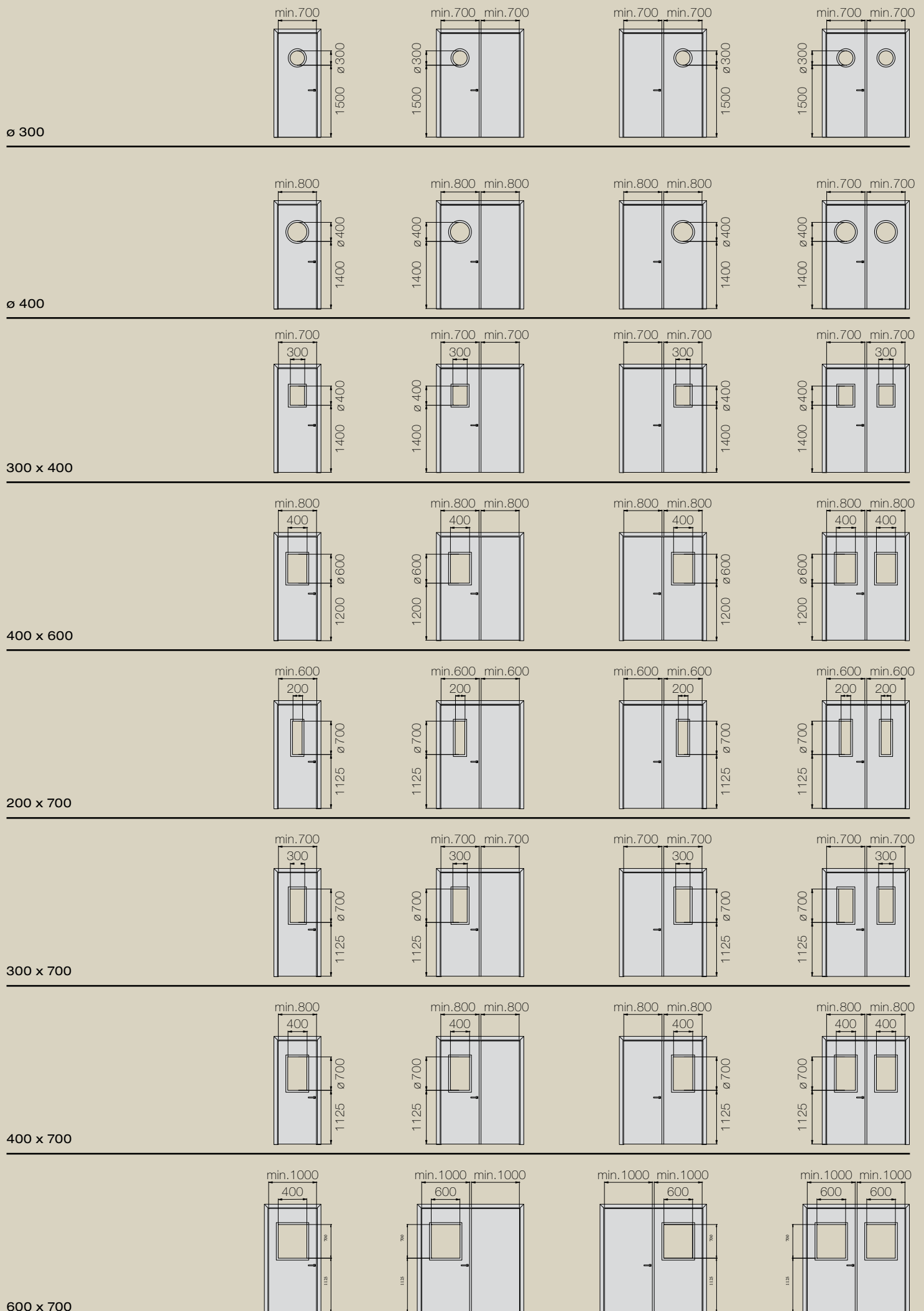


Cod. 2PVFLSX



Cod. 2PV2FL

8. compatibilità vetri / Compatibility glass



Accessori design / Design accessories



Ada
cod. 055



Clarissa
cod. 056



Angelica
cod. 057



Columbine
cod. 058



Elisabeth
cod. 062



Black Elisabeth
cod. 059



Red Elisabeth
cod. 060



White Elisabeth
cod. 061



Oro non verniciato
Brass not lacquered



Bronzo antico
Antique bronze



Ottone antico
Ancient brass



Oro imperiale
Imperial gold



Ramato ant. non vern.
Ant. cooper not lacq.



Patined steel
Patined steel



Bagno argento
Silver plated



Bagno oro
Gold plated



Bagno oro PVD
Gold PVD



Oro antico PVD
Old Gold PVD



Nickel nero PVD
Black nickel PVD



Isabella
cod. 063



Sophia
cod. 064



Aquamarine
cod. 065



Ares
cod. 066



Artemide
cod. 067



Zeus
cod. 068



Persefone
cod. 069



Oro
Bright brass



Oro satinato
Satin brass



Nickel lucido
Bright nickel



Nickel satinato
Satin nickel



Cromo lucido
Chrome plated



Cromo satinato
Satin chrome



Oil rubbed bronze
Oil rubbed bronze



Nickel nero
Black nickel



Inox PVD
Inox PVD



Oro PVD
Bright brass PVD

Accessori design / Design accessories



30 x h 8 cm
60 x h 8 cm
80 x h 8 cm

Door kit access
Zone controller
PC Network appliance
UPS for PC server
Fast ethernet switch 16 ports
RFID writer USB interface
RFID card (250 pz.)
Access control license



16 x h16 cm
16 x h 30 cm
21,4 x h 43 cm



Cornice con sistema luce.
Frames with light system.

Maniglione Royal Trapunty.
Trapunty Royal handle.

BLINDO REI FONOASSORBENTE **ARMOURED** FIRE AND SOUND PROOF



Fonoassorbente 29 dB
Sound proof 29 dB

REI 60
Fire proof 60


















Blindato in classe 3
Armoured Cl. 3

IL COMFORT DELLA SICUREZZA

Perché scegliere una comune porta blindata, quando puoi avere un blindato di design, resistente al fuoco, che ti offre anche il comfort della fonoassorbenza?

COMFORT SAFETY

Why choose a common armored door, when you can have an armored design door, fire proof, which gives you also the soundproofing comfort?

		TRAPUNTY	BRIO	RONDO	FARAONE	NOTRE DAME	PASHA	SENSO	LIGNUM	NEW CLASSIC	CATIA	DALIA	FLY	RASA
	REI 60 Slim	○	○	○	○	○	○	○	○	○	○	○	○	○
	REI 60	○	○	○	○	○	○	○	○	○	○	○	○	○
	REI 30	●	●	●	●	●	●	●	●	●	●	●	●	●
	REI 30 coplanare <i>REI 30 coplanar</i>	○	○	○	○		○	○	○				○	○
	Personalizzabile su un solo lato <i>Custom made 1 side</i>	●		●	●	●	●				●			
	Personalizzabile su entrambi i lati <i>Custom made 2 sides</i>	○	●	○	○	○	○	●	●	●	○	●	●	●
	Maniglia personalizzabile <i>Custom made handle</i>	○		○		○				○				
	Cimasa <i>Capitel</i>			○	○	○	○			○	○	○		
	Parquet	○	○	○	○	○	○	○	○	○	○	○	○	○
	Boiserie Classica <i>Classic Panelling</i>	○		○	○	○				○	○	○		
	Boiserie eclettica <i>Eclectic Panelling</i>						○		○	○				○
	Fonoassorbente 33 dB <i>Sound Proof 33 dB</i>	○	○	○	○	○	○	○	○	○	○	○	○	○
	Fonoassorbente 42 dB <i>Sound Proof 42 dB</i>	○	○	○	○	○	○	○	○	○	○	○	○	○
	Doppia anta <i>Double leaf door</i>	○	○	○	○	○	○	○	○	○	○	○	○	○
	Porta blindata <i>Armoured door</i>	○	○	○	○	○	○	○	○	○	○	○	○	○
	Oblò circolare <i>Round glass</i>		○			○		○	○	○	○	○	○	○
	Oblò rettangolare <i>Rectangular glass</i>		○			○		○	○	○	○	○	○	○

● standard ○ on demand



REI0014/AR

© Copyright - Tutti i diritti riservati

Materiali, prodotti e decorazioni nel presente catalogo sono coperti da deposito e/o brevetto. Ne è vietata qualsiasi riproduzione, anche parziale.

© Copyright - All right reserved

Materials, products and decors featured in this catalogue are registered and/or patented. All reproduction thereof, even partial, is strictly forbidden.

Il presente catalogo è un documento di proprietà della R. Erre srl. I dati in esso contenuti sono da considerarsi indicativi, pertanto la proprietà si riserva il diritto di effettuare migliorie e modifiche tecniche e/o estetiche ai prodotti senza alcun preavviso.

This catalogue is property of R. Erre srl. The data it contains are to be considered purely indicative. So the manufacturer reserves the right to make improvements and technical and for styling modifications to the products without prior notice.



R.ERRE srl - ZONA IND.LE CERRETANO-VIA JESINA, 60- 60022 CASTELFIDARDO (AN) - ITALY

TEL. +39 071 7823222 - FAX +39 071 7821409 - INFO@ROMAGNOLISRL.COM - WWW.ROMAGNOLISRL.COM